



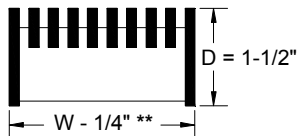
RADIUSED BAR GRILLES

- WALL MOUNTED • CONCAVE or CONVEX
- FLANGED FRAME • SINGLE SECTION

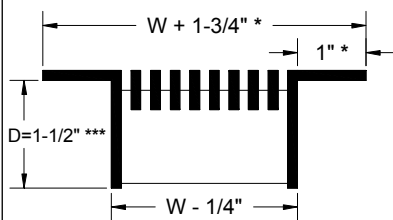
FRAME STYLES

Straight Frame

Style S - 1/8" or 1/4" x 1-1/2" Bar
(Frame width matches core bar width)



Flanged Frame Style FF



* 1/2", 3/4", 1-1/2" or Other Flange Widths Also Available.
*** 4" with Optional O.B.D.

CORE STYLES

Core Styles

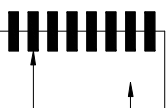
0 DEGREE DEFLECTION

1300-25* Bars 1/4" O.C.

1300-38* Bars 3/8" O.C.

1300-50* Bars 1/2" O.C.

1900-44** Bars 7/16" O.C.



Support Bars 8" O.C.

* 1/8" x 1/2" Bars.
** 3/16" x 3/4" Bars.

Core Styles

15 DEGREE DEFLECTION

1315F-25* Bars 1/4" O.C.

1315F-38* Bars 3/8" O.C.

1315F-50* Bars 1/2" O.C.

Available in aluminum construction only.

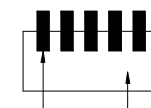


Support Bars 8" O.C.

Core Style

0 DEGREE DEFLECTION

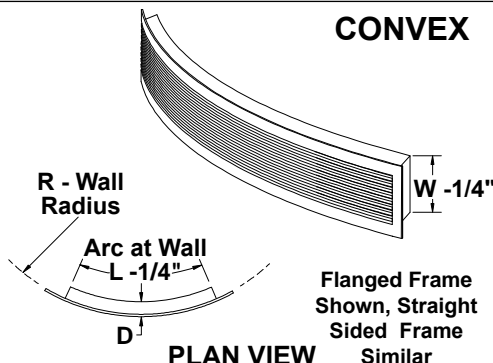
2500-50 Bars 1/2" O.C.



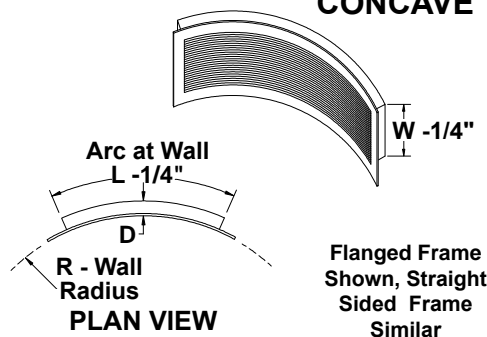
1/4" x 1/2" Support Bars.
12" O.C.

NOTE: Contact the factory for limitations on radius of curvature.

CONVEX



CONCAVE

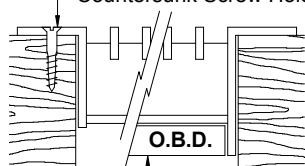


OPTIONS

COUNTERSUNK SCREW HOLES / OPPOSED BLADE DAMPER

Mounting Option A

Countersunk Screw Holes

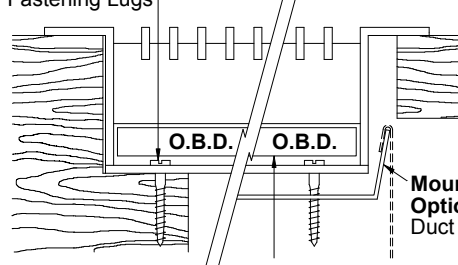


Optional Opposed Blade Damper

OPPOSED BLADE DAMPER WITH FASTENING LUGS / DUCT BRACKETS

Mounting Option G

Fastening Lugs

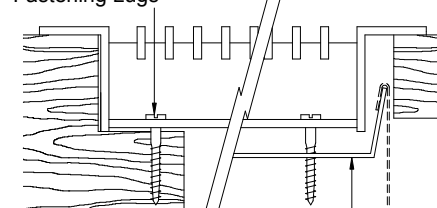


Optional Opposed Blade Damper

FASTENING LUGS / DUCT BRACKETS

Mounting Option G

Fastening Lugs



Mounting Option X Duct Brackets

Qty.	Listed Size		Wall Radius R	Curvature		Depth D	Core Style	Core Bar Centers	Frame Style	Sup. Bar Spacing	Material	Mtg. Option	Finish	Damper	Tag
	L	W		Convex	Concave										

To maintain KEES' policy of continuous product development, we reserve the right to change prices, specifications, ratings and dimensions without notice or obligation.

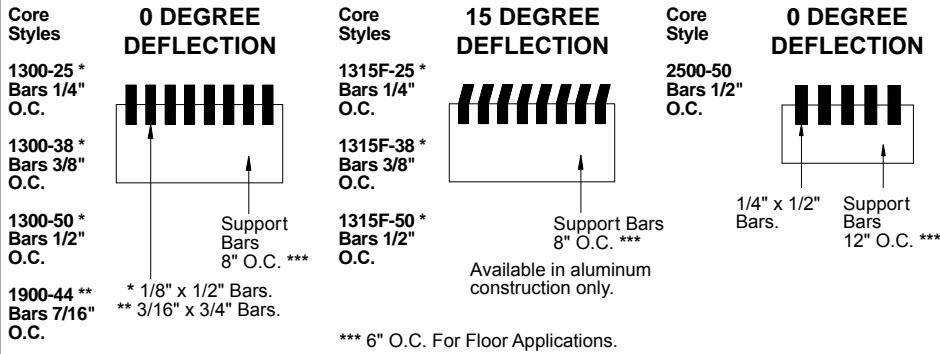
Project					Location						
Engineer					Dwg. No.	SD-BGC CURVED	 KEES INCORPORATED 400 S. Industrial Dr. Elkhart Lake, WI 53020 Phone: (920) 876-3391 Fax: (920) 876-3065 Website: www.kees.com				
Architect					Date	04/15					
Contractor											



RADIUSED BAR GRILLES

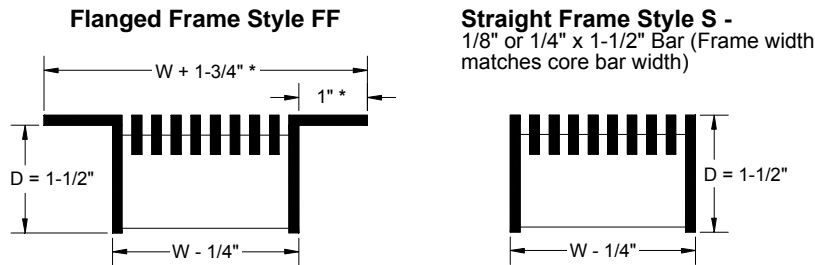
• FLAT MOUNTED • FLANGED or STRAIGHT FRAME

CORE STYLES



NOTE: Contact the factory for limitations on radius of curvature.

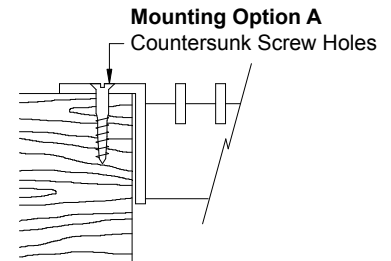
FRAME STYLES



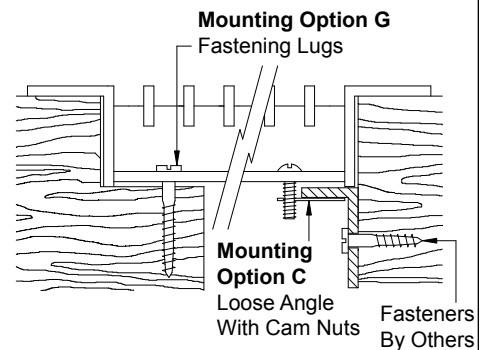
* 1/2", 3/4", 1-1/2" or Other Flange Widths Also Available.

OPTIONS

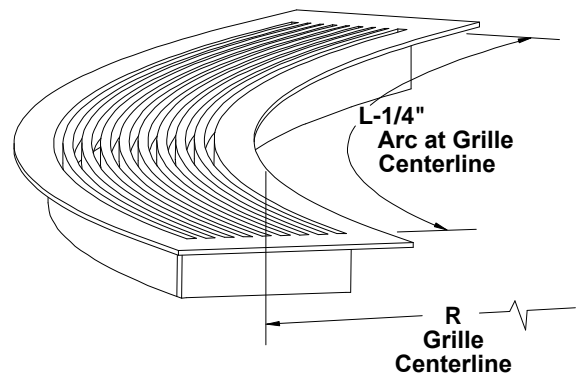
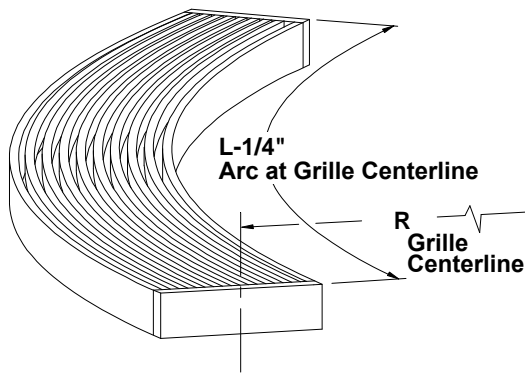
COUNTERSUNK SCREW HOLES



FASTENING LUGS / LOOSE ANGLE FRAME WITH MOUNTING LUGS



F FRAME STYLE



Qty.	Listed Size		R	Core Depth D	# Sect.	Core Style	Core Bar Centers	Frame Style	Sup. Bar Spacing	Material	Mtg. Option	Finish	Tag
	L	W											

To maintain KEES' policy of continuous product development, we reserve the right to change prices, specifications, ratings and dimensions without notice or obligation.

Project					Location			
Engineer					Dwg. No.	SD-BGC FLAT		
Architect					Date	04/15		
Contractor								



KEES INCORPORATED
400 S. Industrial Dr.
Elkhart Lake, WI 53020
Phone: (920) 876-3391
Fax: (920) 876-3065
Website: www.kees.com